



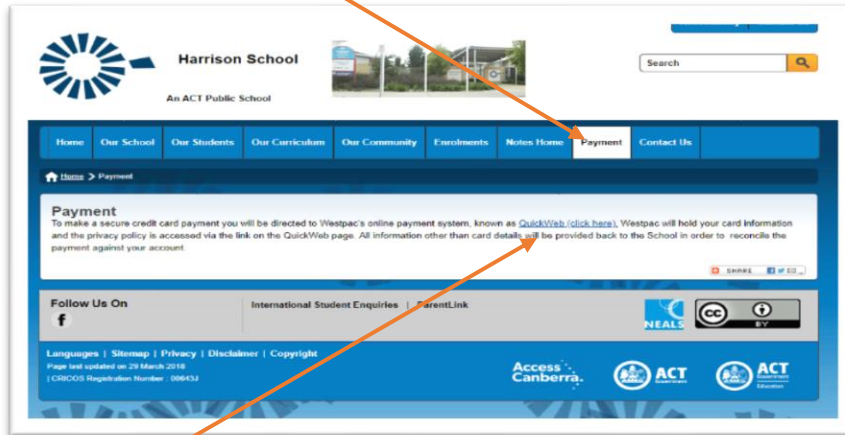
# HARRISON SCHOOL

## QUICKWEB ONLINE INSTRUCTIONS

To make a QuickWeb payment please follow the instructions below:

Go to: Harrison School website <http://www.harrison.act.edu.au/>

- Select the payment tab (click here)



- QuickWeb (click here) or follow the direct link: [QuickWeb link](#)

Enter payment details: ensuring that you enter the following details:

- Student Key – The first 5 characters of the student's last name/Surname and the first character of their first name EG: JONESK or as per the note
- Students first name ➡ Students last name /surname
- Family Key –The first 5 characters of the family's last name/Surname and first character of their first name EG: JONESB
- Parent email address ➡ contact phone number
- Select the item that you are making a payment/donation for (EG: Athletics Carnival)
- Fee Code (This is found on the notes sent home or on the website under Notes Home)
- Enter the payment amount ➡ Click Next ➡ Next Screen -Payment Details

Payment via American Express, Diners Club, EFTPoS or PayPal cannot be used.



### Payment Details

Fields marked with an asterisk (\*) are mandatory.

You are paying to: Abbotsford Public School

Payment Amount: \$35.00 AUD

\* Card Holder Name:

\* Credit Card Number:   

\* Card Expiry Month:

\* Card Expiry Year:

\* Card Verification Number (CVN):  [What's this?](#)

Click **Next** to proceed to the confirmation page where you can review your payment details.

You will then be asked to confirm payment details. Once payment is confirmed you will receive a receipt.

The preferred transaction method is QuickWeb, but Cash, Credit Card and EFTPOS (Over \$10) is accepted.